



DIVIDE THINLINE™

Made for integration

clarus⁷



OVERVIEW

Buckle down on your workspace challenges with Divide ThinLine from Clarus®. This beautifully engineered desk divider system boasts clean lines that won't harm your existing office furniture. Since no drilling is involved and all hardware screws are strategically hidden inside the clamps, Divide ThinLine seamlessly integrates and reduces visual distractions in your office, all while maintaining the overall aesthetic. Using this new patent pending state-of-the-art clamping system, Divide ThinLine can be easily installed at the back, side or along the center of a desk, giving you the freedom to accommodate power cords, monitor arm attachments and more. You have the option to mix and match ThinLine Top, ThinLine Side and ThinLine Center hardware on the same table, which allows you to uniquely divide up your office with stability and style.


SIZING OPTIONS

Divide ThinLine Top Clamp, Side Clamp, and Center Clamp can hold glass panels of various thicknesses and heights. To find out which clamp style will best fit your space, see below for available options and clamp quantities.

TOP CLAMP				
Glass Type	Glass Thickness	Glass Max. Height	6" Clamp QTY	2 1/2" Clamp QTY
Solid Glass	1/4"	30"	2 = 36" W 3 = 66" W 4 = 96" W	2 = 30" W 3 = 48" W 4 = 66" W 5 = 84" W 6 = 96" W

SIDE CLAMP				
Glass Type	Glass Thickness	Glass Max. Height	6" Clamp QTY	2 1/2" Clamp QTY
Solid Glass	1/4" - 1/2"	1/2" = 20" 1/4" - 3/8" = 30"	2 = 36" W 3 = 66" W 4 = 96" W	2 = 30" W 3 = 48" W 4 = 66" W 5 = 84" W 6 = 96" W
Laminated Glass	1/4" x 1/4" with Steel	20"	2 = 36" W 3 = 66" W 4 = 96" W	2 = 30" W 3 = 48" W 4 = 66" W 5 = 84" W 6 = 96" W

CENTER CLAMP				
Glass Type	Glass Thickness	Glass Max. Height	6" Clamp QTY	
Solid Glass	1/4"	30"	2	

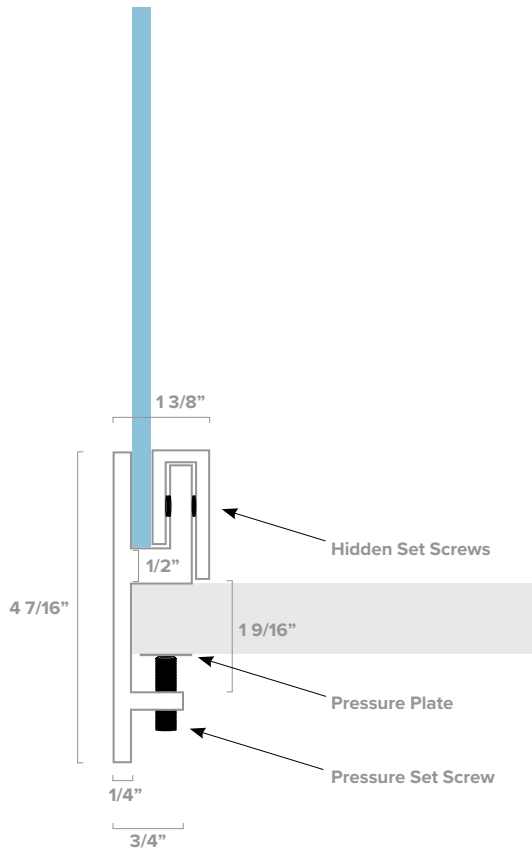


ThinLine Corner Brace

SPECIFICATIONS

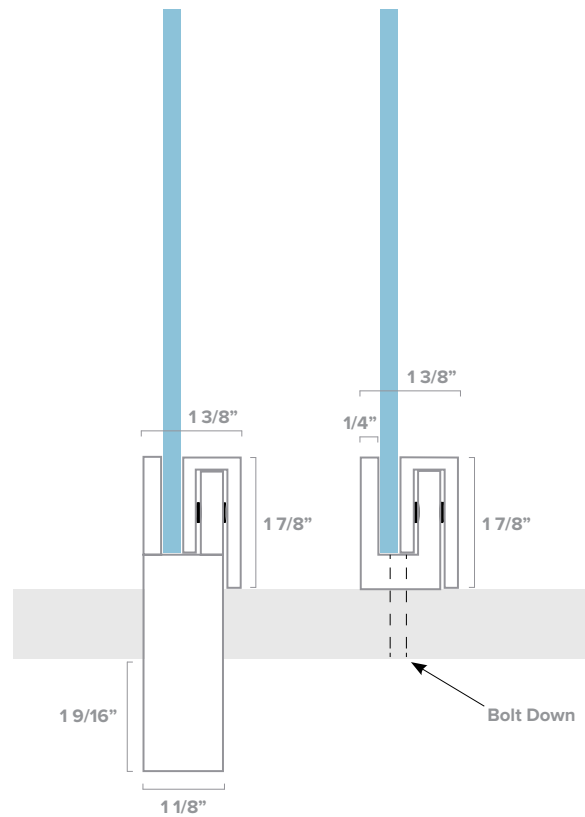
Work directly with a Clarus® representative to determine whether the ThinLine Top clamp, ThinLine Side clamp, ThinLine Center clamp, or a combination of all three, is right for your space. No matter what, Divide ThinLine gives you customizable options for any office environment.

THINLINE TOP CLAMP

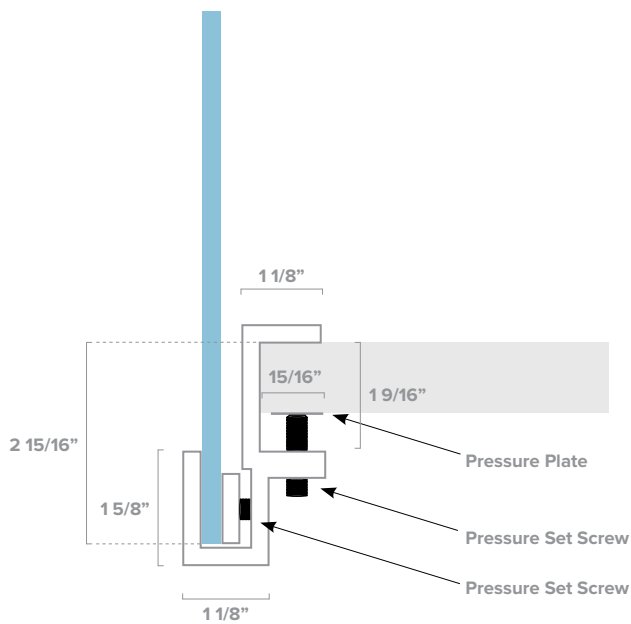


THINLINE CENTER CLAMP

With bolt down option




THINLINE SIDE CLAMP



ThinLine Top Clamp



ThinLine Top Clamp

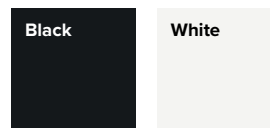


ThinLine Side Clamp

CLARUS® GLASS

- 1/4" - 1/2" Clarus® tempered safety writing glass
- Custom match any color to coordinate with existing furniture systems
- Custom sizing to fit your furniture
- Transparent or opaque options available
- Non-staining writing surface
- Compatible with any marker, even permanent
- Clarus® Opti-Clear finish and eased corners for safety
- Low-iron, non-porous glass
- Frameless glass

HARDWARE FINISH



SIZE

THINLINE TOP CLAMP

- 4 1/2" Height x 1 3/8" Depth x 2 1/2" Length
- 4 1/2" Height x 1 3/8" Depth x 6" Length

THINLINE SIDE CLAMP

- 3 1/2" Height x 2" Depth x 2 1/2" Length
- 3 1/2" Height x 2" Depth x 6" Length

THINLINE CENTER CLAMP

- 1 7/8" Height x 1 3/8" Depth x 6" Length

DESIGN DETAILS

- Magnetic option available for Divide ThinLine Side Clamp
- All mounting hardware included