



WHAT IS GLIDE?

Clarus' sliding glassboard system that is designed to maximize space by integrating sleek glass panels with a unique compact design.

WHY GLIDE?

Glide optimizes space, streamlining workflow for productive collaboration, making it easy to keep your ideas flowing without stopping to erase.

COLORDROP™


Any Image. Any Graphic. Any Design.

Clarus' exclusive glass UV printing technology. Print vibrant images, graphics, and charts directly onto glassboards, ensuring lasting quality.

COLORS BY CLARUS™

Any color you want.

Personalize your Glide system with Colors By Clarus — 175+ vibrant standard colors, enriched with our exclusive glass coating technology. We can also match any custom color using our specialized paint formulas.



Dual-Layered Sliding Glass Design

Provides double the writing surface and enables users to reveal or conceal information.

Space Efficiency

Enhances the utilization of wall space, ensuring it is fully optimized for ideation and creative expression.

Your Glide, Your Way

Choose from an offering of over 175 colors, Starphire or Silk glass, ColorDrop Printing Technology, and endless panel options.



Redefining workspaces, Glide offers a sliding glassboard experience like no other. The design promotes endless creativity, dynamic presentations, and seamless collaboration.

CLARUS GLASS

- 1/4" Clarus tempered safety writing glass
- Available in Starphire (gloss) or Silk (matte) finish
- Non-staining writing surface
- Compatible with any marker, even permanent
- Clarus Opti-Clear finish and eased corners for safety
- Low-Iron for maximum color clarity

COLORS & PRINTING

Colors by Clarus

- 175+ standard colors
- Unlimited options with Clarus' color-matching ability

ColorDrop

- Custom logos, patterns, and artwork printing
- Direct-to-glass, UV printing is guaranteed to never fade or discolor

DESIGN DETAILS

Clarus N-Line Drift Technology

- Anti-flex engineering, designed to withstand impact

Keep Your Fingers Technology

- Bumpers prevent sliding panels from ever touching, leaving 2" of space between each sliding panel

Magnetic

- All Glide panels are magnetic

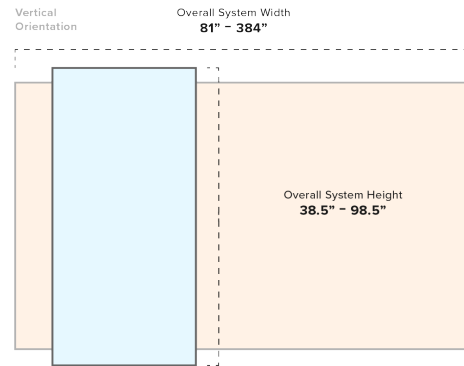
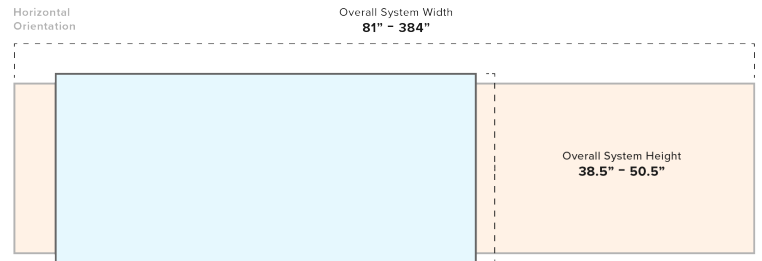
SIZE

- Glide's height and width are dependent on one another — a change in one value will affect the other value
- All sliding panels are 2-1/2" taller than fixed, wall-mounted panels (1.25" on top and bottom)
- All sliding panels are the same size, and all fixed, wall-mounted panels are the same size

WALL UNIT

Glide systems can be installed on most common wall types — metal stud, sheetrock, masonry, concrete, etc. — as long as the wall surface is flat to +/- 0.25" across the installation area. No blocking or wall reinforcements are required.

GLIDE™ SPECIFICATIONS



VERTICAL ORIENTATION		
	Fixed Panels	Sliding Panels
Min. Height	36"	38.5"
Max. Height	96"	98.5"
Min. Width	36"	36"
Max. Width	48"	48"
<hr/>		
Min. System Height	38.5"	
Max. System Height	98.5"	
Min. System Width	81"	
Max. System Width	384"	

HORIZONTAL ORIENTATION		
	Fixed Panels	Sliding Panels
Min. Height	36"	38.5"
Max. Height	48"	50.5"
Min. Width	36"	36"
Max. Width	96"	96"
<hr/>		
Min. System Height	38.5"	
Max. System Height	50.5"	
Min. System Width	81"	
Max. System Width	384"	

